



SANTA CLARA VALLEY WATER DISTRICT

# NON-AGENDA

October 28, 2022

**Board Policy EL-7 Communication and Support to the Board**  
*The BAOs shall inform and support the Board in its work.*

<b>Page</b>		<b><u>CEO BULLETIN &amp; NEWSLETTERS</u></b>
		CEO Bulletin: None
		<b><u>BOARD MEMBER REQUESTS &amp; INFORMATIONAL ITEMS</u></b>
		<b>BMR/IBMR Weekly Reports:</b> None.
<b>4</b>		Memo from Darin Taylor, CFO, to the Board of Directors, dated 10/21/22, regarding Monthly and Quarterly Report of Investments as of September 30, 2022.
<b>32</b>		Memo from Aaron Baker, COO, Water Utility Enterprise, to the Board of Directors, dated 10/25/22, regarding State to use Airborne Technology to Map Groundwater Basin in Southern Santa Clara County.
		<b><u>INCOMING BOARD CORRESPONDENCE</u></b>
<b>34</b>		<b>Board Correspondence Weekly Report:</b> 10/27/22
<b>35</b>		Email from Mike Culcasi, to the Board of Directors, dated 10/18/22, regarding Homeless Encampments along Los Gatos Creek (C-22-0190).
<b>41</b>		Email from Bob Fanjoy, to the Board of Directors, dated 10/19/22, regarding Homeless activity along Saratoga Creek Trail (C-22-0191).
<b>46</b>		Email from Heidi Sides, to Director Kremen, dated 10/20/22, regarding Valley Water Assets at Project Site (C-22-0192).
<b>47</b>		Email from Janice Barton, to the Board of Directors, dated 10/21/22, regarding Stormwater Runoff Recapture (C-22-0193).
<b>48</b>		Letter from Daniel Flynn, to Director Varela, dated 10/16/22, regarding the 2022 Santa Clara County Civil Grand Jury Findings (C-22-0194).
		<b><u>OUTGOING BOARD CORRESPONDENCE</u></b>
<b>75</b>		Email from Director Estremera, to Aurelia Sanchez, dated 10/20/22, regarding Encampments on Coyote Creek adjacent to Keyes Street/Story Road.
<b>78</b>		Email from Director LeZotte, to Scott Smith, dated 10/21/22, regarding Coyote-Alamitos Canal.

Board correspondence has been removed from the online posting of the Non-Agenda to protect personal contact information. Lengthy reports/attachments may also be removed due to file size limitations. Copies of board correspondence and/or reports/attachments are available by submitting a public records request to [publicrecords@valleywater.org](mailto:publicrecords@valleywater.org).

Subject: Monthly and Quarterly Report of Investments as of September 30, 2022



## MEMORANDUM

FC 14 (02-08-19)

**TO:** Board of Directors

**FROM:** Darin Taylor,  
Chief Financial Officer

**SUBJECT:** Monthly and Quarterly Report of Investments  
as of September 30, 2022

**DATE:** October 21, 2022

### SUMMARY:

In accordance with Santa Clara Valley Water District ("Valley Water") Investment Policy and California Government Code sections 53607 and 53646, the Treasurer's Monthly and Quarterly Report of Investments as of September 30, 2022 is attached. This report complies with Executive Limitation-4 Financial Management.

### RATIONALE:

California Government Code section 53607 requires the Treasurer of the local agency who has been delegated with the authority to invest funds to provide a monthly report of the investment transactions to the legislative body. Furthermore, Government Code Section 53646 recommends that the Treasurer submit a quarterly report to the legislative body of the local agency to assist with its fiscal oversight role. The quarterly report shall include the types of investment, issuer, date of maturity, par, market value and dollar amount for all securities, investments and moneys held by the local agency. The report shall also confirm compliance of the portfolio with the investment policy as well as a statement denoting the agency's ability to meet its expenditure requirements for the next six months. This report is provided to the Board in compliance with Board Investment Policy and Government Code sections 53607 and 53646.

### STAFF ANALYSIS:

#### Interest Rates

The yield-to-maturity of the investment portfolio as of September 30, 2022, was 1.21%. This represents an increase of 0.19% compared to the yield of 1.02% for June 30, 2022.

Table 1 below summarizes the historical yield-to-maturity of the investment portfolio.

Table 1 - Portfolio Yield-to-Maturity (365 days equivalent)				
Fiscal Year	September Q1	December Q2	March Q3	June Q4
2022	1.06%	1.07%	1.03%	1.02%
2023	1.21%			

Subject: Monthly and Quarterly Report of Investments as of September 30, 2022

## Investment Strategy

In accordance with the strategy recommended by the Investment Committee and approved by the Board, staff continues to ladder the portfolio. When funds mature, if the money is not needed for current expenditures, they are reinvested in securities that have maturities of up to five years.

The average life of the portfolio on September 30, 2022 was 513 days (1.4 years), well within the 2.5-year average life threshold permitted by the Investment Policy. During the quarter, the Treasury Officer renewed one Certificate of Deposit with a local bank in the amount of \$230K and yield-to-maturity 1.91%.

Valley Water's portfolio is invested with a primary goal of safety. To accomplish this goal, staff only invests in securities that are permitted by California Government Code and the Valley Water Investment Policy. These securities have high credit ratings and maturities of no more than 5 years. As of September 30, 2022, approximately 66% of the portfolio was held in US Government Treasury/Agency Notes and Municipal Bonds, 31% was held in liquid funds (Local Area Investment Fund/money market mutual fund, CD's) and 3% in supranational/corporate medium-term notes.

The current short-term interest rate environment correlates to the Federal Funds target rate. At the September 20-21, 2022 meeting, the Federal Open Market Committee (FOMC) stated: "The Committee seeks to achieve maximum employment and inflation at the rate of 2 percent over the longer run. In support of these goals, the Committee decided to raise the target range for the federal funds rate to 3 to 3-1/4 percent and anticipates that ongoing increases in the target range will be appropriate."<sup>1</sup>

Staff recommends continuing the strategy of investing in short-term, liquid instruments such as money market mutual funds, Local Area Investment Fund (LAIF), high grade corporate medium-term notes and short-term U.S. government treasury and agency securities to maintain the goals of safety and liquidity of the investment portfolio. Staff will look for value within the five-year horizon and will match maturities with cash flow requirements as opportunities arise.

<sup>1</sup> <https://www.federalreserve.gov/newsevents/pressreleases/monetary20221012a.htm>

Subject: Monthly and Quarterly Report of Investments as of September 30, 2022

## Interest Income

For the quarter ended September 30, 2022, Valley Water received total interest earnings of \$2.3 million. Table 2 below illustrates the historical interest earnings of the investment portfolio.

<b>Table 2 – Portfolio Quarterly Interest Earnings</b>		
<b>Fiscal Year</b>	<b>Quarter Ending:</b>	<b>Earnings*</b>
2022	September	\$1,741,431
	December	\$1,693,398
	March	\$1,739,714
	June	\$1,828,672
	<b>Total</b>	<b>\$7,003,215</b>
2023	September	\$2,309,729
	December	
	March	
	June	
	<b>Total</b>	<b>\$2,309,729</b>

*\* Earnings include interest earned plus accrued interest and adjustments for premiums/discounts for the period.*

## Performance Measurement

Valley Water benchmarks its portfolio performance against the 24-month floating average of the 2-year Treasury note. This benchmark approximates relatively closely to the holdings of Valley Water. However, there is no benchmark that will exactly mimic the Valley Water's mix of investments.

For the quarter ended September 30, 2022, the investment portfolio yield-to-maturity was 1.21% while the benchmark yield was 1.09% for a positive difference of 0.12%. Yields on the 2-year Treasury note reflect the gradually increasing interest rate in the short end of the yield curve. Valley Water's portfolio yields are modestly higher because of the staggered maturity investment strategy described above and partially offset by holding to maturity certain securities purchased in times of lower rates.

As a result of the current market environment, the redemption of lower-yielding callable securities and the increase in cash outflows due to the planned capital improvement expenditures, the yield on the investment portfolio is expected to remain modest over the next few quarters but may gradually increase over time. The portfolio will continue to be invested according to the tenets of safety, liquidity and yield in conformance with the California Government Code and Valley Water Investment Policy.

Subject: Monthly and Quarterly Report of Investments as of September 30, 2022

## Summary of Cumulative Changes in the Investment Portfolio

The book value of the portfolio was approximately \$730 million on September 30, 2022 compared to \$847 million on June 30, 2022, a decrease of \$116 million or 13.7%. The decrease reflects the normal fluctuations of the Valley Water's investment portfolio due to receipt of expected revenues (e.g. property taxes, water utility revenues, etc.) which are offset by various planned expenditures, such as semi-annual payments for the State Water Project and Central Valley Project (\$17.3 million), Shoreline payment (\$8.2 million), as well as payments to the California Public Employees' Retirement System (\$27 million), and other quarterly expenditures. The historical quarterly changes in book value are summarized in Table 3 below.

Table 3 – Portfolio Book Value				
Fiscal Year	Quarter Ending:	Book Value	\$ Change	% Change
2022	September	\$665,132,641	(\$101,230,859)	-13.2%
	December	\$630,102,645	(\$35,029,996)	-5.3%
	March	\$691,619,673	\$61,517,028	9.8%
	June	\$846,631,604	\$155,011,931	22.4%
2023	September	\$730,294,325	(\$116,337,279)	-13.7%
	December			
	March			
	June			

## Portfolio Market Valuation

In accordance with California Government Code, all public agencies must report unrealized gains and losses in their investment portfolios on a quarterly basis. Table 4 below shows the market value of Valley Water's investments as reported by ICE Data Pricing & Reference Data, LLC on September 30, 2022 compared to the amortized book value.

Table 4 – Portfolio Market Value	
Market Value	\$700,168,879
Amortized Book Value	\$730,294,325
Unrealized Gain (Loss)	(\$30,125,447)

If the entire portfolio had been liquidated on September 30, 2022, Valley Water would have received \$30.1 million less than the total amortized cost of the portfolio. This is the result of a direct relationship between changes in market interest rates and the value of investment securities. As general market interest rates increase, the value of investments purchased at lower yields decrease, and as general market interest rates decrease, the value of investments purchased at higher yields increase.

Valley Water's Investment Policy dictates a buy-and-hold strategy in which the Valley Water holds all securities to their maturity under normal operating conditions. When an investment matures, Valley Water is paid the full-face value of that security and therefore incurs no loss or gain. Since the portfolio was not liquidated, the "gain" was unrealized and had no impact on the portfolio size or yield.

Subject: Monthly and Quarterly Report of Investments as of September 30, 2022

## Collateralization of Outstanding Repurchase Agreements

As of September 30, 2022, Valley Water had no outstanding repurchase agreements.

## Debt Information

The Investment Policy and governmental regulations require that Valley Water report on the investment of bond proceeds. Investment of bond proceeds is governed by the legal bond documents and applicable governmental regulations. In particular, these funds can be invested for longer periods to match the terms of the outstanding bonds.

## Investment of Debt Proceeds

Table 5 below summarizes the debt proceeds investment information as of September 30, 2022. The investments of the debt proceeds are in accordance with the provisions for Permitted Investments as specified in each corresponding Indenture/Trust Agreement.

<b>Table 5 – Debt Proceeds Market Value</b>			
<b>Description</b>	<b>Market Value 9/30/2022</b>	<b>Yield at market</b>	<b>Maturity Date</b>
Series 2012A Reserve Fund**	\$5,465,997	-4.37%	09/30/2023

\*\* Funds reinvested on October 18, 2022, after maturity of Treasury note investment (1.875% annual yield) on September 30, 2022.

## Compliance with State Law and Valley Water Policy

For the quarter ended September 30, 2022, all investments were in compliance with the Investment Policy and Board Executive Limitation 7.6.

Valley Water holds several Certificates of Deposit (“CD”) issued by various banks and credit unions. The CD account balances are generally maintained at or below the federal insurance maximum of \$250,000 per CD, with the exception of the following CDs which are separately insured by Letters of Credit from the Federal Home Loan Bank of San Francisco with a minimum of 105% insurance value for account balances in excess of the \$250,000 federal insurance limit: Community Bank of the Bay, Bank of San Francisco and Technology Credit Union.

On October 13, 2020, the Board authorized placing a deposit of up to \$14 million in a Certificate of Deposit Account Registry Service (CDARS) account with the Bank of San Francisco as part of the transaction related to the establishment of a \$170 million syndicated bank line of credit. On April 28, 2022, we deposited another \$4 million in CDAR with the Bank of San Francisco. The Bank of San Francisco CDAR account balance of \$18 million is insured by the Federal Deposit Insurance Corporation.

The investment portfolio has been structured to ensure that sufficient monies will be available to cover anticipated expenditures in the coming six months.

Subject: Monthly and Quarterly Report of Investments as of September 30, 2022

## Socially Responsible Investments

In a unanimous vote on December 12, 2017, the board voted to amend the investment policy to promote socially responsible investment (SRI) practices, and adopted a set of moral, ethical, environmental, social and governance guiding principles (ESG) to lead investment decisions. The board approved prioritizing local investment possibilities with California based banks and banks with less than \$10 billion in assets, to keep funds in the local economy and promote local job growth. On August 11, 2020, the board enhanced the ESG policy to keep a minimum of 4% of liquid cash in banks with up to \$10 billion in assets and 1% in banks with up to \$2 billion in assets to promote Valley Water's investments in local community banks

Total CDs and deposits placed with local banks and credit union is \$45.1 million for the period ended September 30, 2022. This represents approximately 5% of the overall Valley Water portfolio's book value. The change in Valley Water's investment in CDs and collateralized deposits is summarized in Table 6 below.

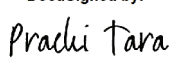
<b>Table 6 – Certificate of Deposit (CDs) &amp; Money Market Deposit Summary</b>				
<b>Description</b>	<b>Book Value 6/30/2022</b>	<b>Book Value 9/30/2022</b>	<b>Increase/ (Decrease)</b>	<b>% Change</b>
CDs/Collateralized Deposit Accounts	\$45,020,168	\$45,110,469	\$90,301	0.2%

## Community Bank Investments

Valley Water Board has implemented an innovative financing approach which promotes small, local banks participation in Valley Water's financing business. The Board Executive Limitation (EL) 4.7.7 requires that Valley Water only engage with banks that have an Environmental, Social, and Governance (ESG) rating from at least one professional ESG research company of at least average/medium (or its equivalent). Banks located within the nine Bay Area counties with total assets below \$10 billion are exempt from this limitation. As a result of this policy, the following banking arrangements have been established with institutions meeting these criteria:

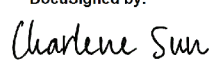
- \$20 million in Revolving Lines of Credit from three small local California banks (Bank of San Francisco, Community Bank of the Bay and First Foundation Bank).
- \$45 million in investments in various small, local banks' various deposits that are secured by either the Federal Depository Insurance Corporation or collateralized by Letters of Credit from the Federal Home Loan Bank of San Francisco.
- Three separate letters of credit issued by Technology Credit Union, based in San Jose, totaling \$841,000 to Valley Water to meet the U.S. Army Corp's financial assurance requirements for the operations of Upper Penitencia, Coyote Ridge, and Rancho Cañada de Pala Preserve watershed projects.
- Valley Water underwriting pool is limited to US investment banks with ESG ratings of medium or better with preference for small, local California banks.

Subject: Monthly and Quarterly Report of Investments as of September 30, 2022

DocuSigned by:  
 10/21/2022  
2493486EB1B9488...

---

Prepared by: Prachi Tara  
Treasury Management Analyst

DocuSigned by:  
 10/21/2022  
7BC5EFFA2A234AD...

---

Reviewed by: Charlene Sun  
Treasury, Debt and Grants Officer

Attachments:

- 1: Portfolio Management reports
- 2: Portfolio Composition Pie Chart
- 3: Yield Comparison Graph





**Santa Clara Valley Water Dist.**  
**Portfolio Management**  
**Portfolio Summary**  
**September 30, 2022**

SANTA CLARA VALLEY WATER  
 5750 Almaden Expressway  
 San Jose, San Jose, Ca 951  
 (408)265-2607

Investments	Par Value	Market Value	Book Value	% of Portfolio	YTM 365 Equiv.	Term	Days to Maturity
Treasury Securities - Coupon	137,000,000.00	129,088,450.00	135,523,767.13	18.56	1.810	947	689
Federal Agency Issues - Coupon	300,364,000.00	281,075,423.21	301,244,557.36	41.25	1.205	1,573	786
Negotiable CD's - Interest Bearing	240,000.00	221,751.84	240,000.00	0.03	1.094	1,826	908
LAIF	54,180,256.05	54,180,256.05	54,180,256.05	7.42	0.750	1	1
Medium Term Notes	10,003,000.00	9,763,038.48	9,983,976.36	1.37	2.242	1,529	285
Money Market Account	32,888,104.66	32,888,104.66	32,888,104.66	4.50	1.890	1	1
TimeCD_Deposit Account	135,560,169.00	135,560,169.00	135,560,169.00	18.56	0.397	1	1
Supranational	15,000,000.00	13,853,278.36	15,098,251.21	2.07	1.013	1,663	943
Municipal Bonds	45,590,000.00	43,538,407.05	45,575,243.57	6.24	1.801	1,538	588
	<b>730,825,529.71</b>	<b>700,168,878.65</b>	<b>730,294,325.34</b>	<b>100.00%</b>	<b>1.212</b>	<b>977</b>	<b>513</b>

Investments	September 30 Month Ending	Fiscal Year To Date
<b>Total Earnings</b>		
Current Year	741,665.27	2,309,729.05
<b>Average Daily Balance</b>	<b>757,410,965.32</b>	<b>787,747,833.74</b>
<b>Effective Rate of Return</b>	<b>1.19%</b>	<b>1.16%</b>

Current market pricing is updated at the end of each month from data provided by Interactive Data, a securities pricing service.

DocuSigned by:  
 10/21/2022  
 7BCSEFFA2A234AD...  
 Charlene Sun  
 Treasury/Debt  
 DocuSigned by:  
 10/21/2022  
 9CB8A1450C2B497...  
 Darin Taylor, Chief Financial Officer

Reporting period 09/01/2022-09/30/2022

Run Date: 10/13/2022 - 07:46

Portfolio SCVW  
 AC  
 PM (PRF\_PM1) 7.3.0  
 Report Ver. 7.3.6.1

**Santa Clara Valley Water Dist.**  
**Portfolio Management**  
**Activity By Type**  
**September 1, 2022 through September 30, 2022**

Page 1

CUSIP	Investment #	Issuer	Stated Rate	Transaction Date	Purchases or Deposits	Redemptions or Withdrawals	Balance
<b>Treasury Securities - Coupon</b>							
		<b>Subtotal</b>					<b>135,523,767.13</b>
<b>Federal Agency Issues - Coupon</b>							
		<b>Subtotal</b>					<b>301,244,557.36</b>
<b>Negotiable CD's - Interest Bearing</b>							
		<b>Subtotal</b>					<b>240,000.00</b>
<b>LAIF (Monthly Summary)</b>							
		<b>Subtotal</b>					<b>54,180,256.05</b>
<b>Medium Term Notes</b>							
594918BH6	5203	Microsoft Corp	2.650	09/03/2022	0.00	1,998,790.37	
		<b>Subtotal</b>			<b>0.00</b>	<b>1,998,790.37</b>	<b>9,983,976.36</b>
<b>Money Market Account (Monthly Summary)</b>							
23380W523	4102	Daily Income US Gov MMF	1.890		8,025,216.39	20,001,203.00	
		<b>Subtotal</b>			<b>8,025,216.39</b>	<b>20,001,203.00</b>	<b>32,888,104.66</b>
<b>TimeCD_Deposit Account (Monthly Summary)</b>							
SY55317	5317	Excite CU FKA Alliance CU	2.240		491.79	0.00	
SY55481	5481	Bank of San Francisco	0.449		5,210.77	0.00	
SY55309	5309	Community Bank of the Bay	1.050		169.92	169.92	
SY55371	5371	Community Bank of the Bay	0.500		3,777.18	0.00	
SY54912	4912	Deposit Account	0.050		97,919,484.34	108,970,054.14	
SY55398	5398	Meriwest Credit Union	3.102		12,964.28	0.00	
SY55556	5556	Provident Credit Union	2.018		382.19	0.00	
SY55310	5310	Technology Credit Union	1.000		594.07	0.00	
SY55369	5369	Technology Credit Union	1.330		16,852.25	0.00	
SY55553	5553	Union Bank (NIB)			0.00	19,817,941.00	
		<b>Subtotal</b>			<b>97,959,926.79</b>	<b>128,788,165.06</b>	<b>135,560,169.00</b>
<b>Supranational</b>							
		<b>Subtotal</b>					<b>15,088,251.21</b>
<b>Municipal Bonds</b>							
544351MN6	5246	City of Los Angeles CA	2.900	09/01/2022	0.00	2,500,000.00	

Portfolio SCVW  
AC  
PM (PRF\_PM3) 7.3.0  
Report Ver. 7.3.6.1

Run Date: 10/13/2022 - 07:46

**Santa Clara Valley Water Dist.**  
**Portfolio Management**  
**Activity By Type**  
**September 1, 2022 through September 30, 2022**

Page 2

CUSIP	Investment #	Issuer	Stated Rate	Transaction Date	Purchases or Deposits	Redemptions or Withdrawals	Balance
<b>Municipal Bonds</b>							
544351MN6	5247	City of Los Angeles CA	2.900	09/01/2022	0.00	2,500,000.00	
798189PE0	5221	San Jose Evergreen	5.000	09/01/2022	0.00	130,000.00	
<b>Subtotal</b>					<b>0.00</b>	<b>5,130,000.00</b>	<b>45,575,243.57</b>
<b>Total</b>					<b>105,985,143.18</b>	<b>155,918,158.43</b>	<b>730,294,325.34</b>

Portfolio SCVW  
AC  
PM (PRF\_PM3) 7.3.0

Run Date: 10/13/2022 - 07:46

**Santa Clara Valley Water Dist.  
Portfolio Management  
Activity Summary  
September 2021 through September 2022**

Page 1

Month End	Year	Number of Securities	Total Invested	Yield to Maturity		Managed Pool Rate	Number of Investments Purchased	Number of Investments Redeemed	Average Term	Average Days to Maturity
				360 Equivalent	365 Equivalent					
September	2021	170	665,132,640.69	1.045	1.059	0.330	3	2	1,068	648
October	2021	169	651,695,382.29	1.059	1.074	0.240	1	0	1,095	645
November	2021	169	636,793,243.98	1.058	1.072	0.240	0	2	1,103	638
December	2021	167	630,102,645.16	1.059	1.074	0.240	0	1	1,114	622
January	2022	170	694,288,528.85	1.002	1.016	0.230	4	1	1,041	582
February	2022	174	685,394,725.06	1.062	1.077	0.230	5	1	1,092	612
March	2022	177	691,619,672.66	1.017	1.031	0.230	4	6	1,067	612
April	2022	175	696,268,659.28	1.031	1.045	0.320	3	4	1,057	608
May	2022	177	660,399,265.16	1.059	1.074	0.320	6	8	1,100	624
June	2022	177	846,631,603.68	1.008	1.022	0.320	8	1	887	499
July	2022	177	800,949,313.72	1.082	1.097	0.750	1	2	933	507
August	2022	175	780,236,284.74	1.065	1.080	0.750	0	8	928	500
September	2022	167	730,294,325.34	1.195	1.212	0.750	0	4	977	513
Average		173	705,369,714.66	1.057%	1.072%	0.381	3	3	1,036	585

Portfolio SCVW  
AC  
PM (PRF\_PM4) 7.3.0  
Report Ver. 7.3.6.1

**Santa Clara Valley Water Dist.**  
**Portfolio Management**  
**Portfolio Details - Investments**  
**September 30, 2022**

Page 1

CUSIP	Investment #	Issuer	Average Balance	Purchase Date	Par Value	Market Value	Book Value	Stated Rate	YTM 365	Days to Term Maturity	Maturity Date
<b>Treasury Securities - Coupon</b>											
91282CBV2	5532	Republic Industries Funding		02/11/2022	5,000,000.00	4,709,180.00	4,908,344.31	0.375	1.592	794	04/15/2024
91282CCC3	5534	Republic Industries Funding		03/08/2022	5,000,000.00	4,685,350.00	4,894,418.02	0.250	1.580	799	05/15/2024
91282CEH0	5547	Republic Industries Funding		06/22/2022	5,000,000.00	4,802,930.00	4,938,437.11	2.625	3.339	1,028	04/15/2025
91282CEH0	5549	Republic Industries Funding		06/22/2022	5,000,000.00	4,802,930.00	4,935,971.36	2.625	3.360	1,028	04/15/2025
91282CBD2	5551	Republic Industries Funding		06/24/2022	8,000,000.00	7,934,824.00	7,955,697.37	0.125	2.390	190	01/23/2022
91282CBD2	5552	Republic Industries Funding		06/24/2022	20,000,000.00	19,837,060.00	19,888,495.11	0.125	2.406	190	01/23/2022
912828VB3	5384	US Treasury Bill		06/18/2019	3,000,000.00	2,957,343.00	2,998,731.42	1.750	1.821	1,427	05/15/2023
912828ZT0	5496	US Treasury Bill		01/12/2021	5,000,000.00	4,498,440.00	4,978,620.61	0.250	0.412	1,600	05/31/2025
912828ZT0	5499	US Treasury Bill		01/27/2021	5,000,000.00	4,498,440.00	4,990,116.53	0.250	0.325	1,585	05/31/2025
912828ZT0	5500	US Treasury Bill		01/27/2021	5,000,000.00	4,498,440.00	4,990,887.72	0.250	0.319	1,585	05/31/2025
91282CCF6	5521	US Treasury Bill		09/28/2021	5,000,000.00	4,416,990.00	4,967,831.84	0.750	0.930	1,706	05/31/2026
912828ZT0	5522	US Treasury Bill		10/28/2021	3,000,000.00	2,699,064.00	2,948,364.20	0.250	0.908	1,311	05/31/2025
912828ZL7	5523	US Treasury Bill		01/18/2022	5,000,000.00	4,530,080.00	4,887,121.43	0.375	1.271	1,198	04/30/2025
9128284R8	5525	US Treasury Bill		09/28/2021	5,000,000.00	4,825,195.00	5,285,412.86	2.875	0.701	1,341	05/31/2025
91282CCF6	5526	US Treasury Bill		09/29/2021	3,000,000.00	2,650,194.00	2,977,744.97	0.750	0.957	1,705	05/31/2026
912828ZT0	5527	US Treasury Bill		01/25/2022	5,000,000.00	4,498,440.00	4,861,280.82	0.250	1.318	1,222	05/31/2025
912828ZT0	5528	US Treasury Bill		01/25/2022	5,000,000.00	4,498,440.00	4,861,280.82	0.250	1.318	1,222	05/31/2025
91282CBW0	5529	US Treasury Bill		02/02/2022	5,000,000.00	4,429,490.00	4,859,500.67	0.750	1.564	1,548	04/30/2026
912828XT2	5531	US Treasury Bill		02/11/2022	5,000,000.00	4,816,795.00	5,031,836.29	2.000	1.608	840	05/31/2024
912828WJ5	5535	US Treasury Bill		03/08/2022	5,000,000.00	4,857,810.00	5,073,513.77	2.500	1.573	799	05/15/2024
912828XT2	5536	US Treasury Bill		03/08/2022	5,000,000.00	4,816,795.00	5,034,386.50	2.000	1.577	815	05/31/2024
91282CCF6	5538	US Treasury Bill		03/29/2022	5,000,000.00	4,416,990.00	4,680,713.30	0.750	2.600	1,524	05/31/2026
912828ZT0	5550	US Treasury Bill		06/22/2022	5,000,000.00	4,498,440.00	4,609,348.76	0.250	3.361	1,074	05/31/2025
9128284D9	5554	US Treasury Bill		06/30/2022	5,000,000.00	4,967,580.00	4,994,869.91	2.500	2.707	274	03/31/2023
912828Q29	5555	US Treasury Bill		06/30/2022	5,000,000.00	4,941,210.00	4,970,841.43	1.500	2.693	274	03/31/2023
<b>Subtotal and Average</b>			<b>135,525,452.02</b>		<b>137,000,000.00</b>	<b>129,088,450.00</b>	<b>135,523,767.13</b>		<b>1.810</b>	<b>947</b>	<b>689</b>
<b>Federal Agency Issues - Coupon</b>											
3133EJP60	5318	Federal Farm Credit Bank		01/23/2019	3,000,000.00	2,983,914.78	3,005,408.67	3.000	2.672	1,560	05/02/2023
3133ED2B7	5333	Federal Farm Credit Bank		02/01/2019	1,000,000.00	993,686.06	1,009,482.24	3.610	2.560	1,690	09/18/2023
3133EKLA2	5372	Federal Farm Credit Bank		05/15/2019	3,000,000.00	2,968,525.80	3,001,724.10	2.300	2.203	1,461	05/15/2023
3133EKLA2	5375	Federal Farm Credit Bank		05/24/2019	1,805,000.00	1,786,063.02	1,806,713.06	2.300	2.140	1,452	05/15/2023
3133EKQP4	5377	Federal Farm Credit Bank		06/12/2019	5,000,000.00	4,987,956.55	4,999,705.01	1.875	1.906	1,279	12/12/2022
3133EKP65	5380	Federal Farm Credit Bank		06/10/2019	3,000,000.00	2,938,192.86	3,005,913.44	2.125	1.903	1,548	09/05/2023
3133EDBU5	5381	Federal Farm Credit Bank		06/10/2019	3,000,000.00	2,973,979.77	3,056,300.85	3.500	1.887	1,654	12/20/2023
3133EHN25	5382	Federal Farm Credit Bank		06/18/2019	3,000,000.00	2,935,488.12	3,009,000.00	2.200	1.910	1,597	11/01/2023
3133EKKU9	5383	Federal Farm Credit Bank		06/18/2019	3,000,000.00	2,937,704.19	3,012,663.80	2.300	1.899	1,604	11/08/2023
3133ECPM0	5385	Federal Farm Credit Bank		06/20/2019	4,596,000.00	4,539,211.32	4,604,543.78	2.125	1.814	1,425	05/15/2023

Portfolio SCVW

AC

PM (PRF\_PM2) 7.3.0

Report Ver. 7.3.6.1

**Santa Clara Valley Water Dist.**  
**Portfolio Management**  
**Portfolio Details - Investments**  
**September 30, 2022**

Page 2

CUSIP	Investment #	Issuer	Average Balance	Purchase Date	Par Value	Market Value	Book Value	Stated Rate	YTM 365	Days to Term Maturity	Maturity Date
<b>Federal Agency Issues - Coupon</b>											
3133ECGU2	5386	Federal Farm Credit Bank		06/20/2019	5,000,000.00	4,970,133.40	5,006,605.18	2.120	1.791	1,350	03/01/2023
3133EKS7	5387	Federal Farm Credit Bank		06/26/2019	3,000,000.00	2,945,033.28	2,999,066.98	1.770	1.814	1,461	06/26/2023
3133EJWA3	5403	Federal Farm Credit Bank		09/27/2019	1,000,000.00	997,507.25	1,004,207.28	2.900	1.616	1,225	02/03/2023
3133EKPT7	5425	Federal Farm Credit Bank		11/22/2019	2,175,000.00	2,146,983.30	2,182,349.98	2.125	1.610	1,291	06/05/2023
3133ELEL4	5432	Federal Farm Credit Bank		12/19/2019	5,000,000.00	4,929,727.80	5,000,000.00	1.690	1.690	1,245	05/17/2023
3133ELNE0	5440	Federal Farm Credit Bank		02/27/2020	5,000,000.00	4,810,322.25	5,014,389.24	1.430	1.214	1,448	02/14/2024
3133ELQD9	5442	Federal Farm Credit Bank		03/04/2020	5,000,000.00	4,799,823.20	5,001,318.12	1.230	1.211	1,461	03/04/2024
3133ELQD9	5443	Federal Farm Credit Bank		03/04/2020	3,000,000.00	2,879,893.92	3,002,498.77	1.230	1.170	1,461	03/04/2024
3133ELQD9	5459	Federal Farm Credit Bank		08/06/2020	5,000,000.00	4,799,823.20	5,068,372.78	1.230	0.265	1,306	03/04/2024
3133EL3P7	5460	Federal Farm Credit Bank		08/12/2020	5,000,000.00	4,479,538.90	5,000,000.00	0.530	0.530	1,826	08/12/2025
3133ELQD9	5462	Federal Farm Credit Bank		08/07/2020	5,000,000.00	4,799,823.20	5,068,599.30	1.230	0.262	1,305	03/04/2024
3133EMJS2	5489	Federal Farm Credit Bank		12/09/2020	5,000,000.00	4,578,616.35	5,000,000.00	0.440	0.440	1,461	12/09/2024
3133EMS7	5510	Federal Farm Credit Bank		03/09/2021	5,000,000.00	4,419,740.65	5,000,000.00	0.800	0.800	1,826	03/09/2026
3133EMYV8	5514	Federal Farm Credit Bank		05/11/2021	5,000,000.00	4,427,743.90	5,002,130.56	0.820	0.808	1,826	05/11/2026
3133ENPB0	5533	Federal Farm Credit Bank		02/16/2022	5,000,000.00	4,545,541.30	5,000,000.00	2.180	2.180	1,826	02/16/2027
3133XPKG8	5244	Federal Home Loan Bank		06/21/2018	5,000,000.00	5,020,482.35	5,039,024.72	4.750	2.848	1,723	03/10/2023
3130AFE78	5319	Federal Home Loan Bank		01/23/2019	3,000,000.00	2,997,811.23	3,001,603.07	3.000	2.699	1,416	12/09/2022
3130AFE78	5332	Federal Home Loan Bank		01/28/2019	3,000,000.00	2,997,811.23	3,001,682.16	3.000	2.684	1,411	12/09/2022
313383YJ4	5334	Federal Home Loan Bank		02/01/2019	2,000,000.00	1,982,054.00	2,014,300.43	3.375	2.560	1,680	09/08/2023
3130AFE78	5336	Federal Home Loan Bank		02/04/2019	3,000,000.00	2,997,811.23	3,002,218.22	3.000	2.585	1,404	12/09/2022
3130A3VC5	5374	Federal Home Loan Bank		05/24/2019	3,000,000.00	2,930,448.84	3,003,707.37	2.250	2.140	1,659	12/08/2023
3133834G3	5378	Federal Home Loan Bank		06/06/2019	3,000,000.00	2,956,332.84	3,003,614.30	2.125	1.942	1,464	06/09/2023
3130AAHE1	5390	Federal Home Loan Bank		06/24/2019	5,000,000.00	4,889,261.35	5,035,392.55	2.500	1.875	1,628	12/08/2023
3133834G3	5423	Federal Home Loan Bank		11/22/2019	3,000,000.00	2,956,332.84	3,010,370.56	2.125	1.607	1,295	06/09/2023
3133834G3	5424	Federal Home Loan Bank		11/22/2019	3,240,000.00	3,192,839.47	3,251,104.56	2.125	1.611	1,295	06/09/2023
3133834G3	5427	Federal Home Loan Bank		12/11/2019	1,000,000.00	985,444.28	1,002,984.67	2.125	1.677	1,276	06/09/2023
3130A3GE8	5466	Federal Home Loan Bank		08/26/2020	5,000,000.00	4,835,309.70	5,257,156.82	2.750	0.390	1,570	12/13/2024
3130AL2G8	5504	Federal Home Loan Bank		02/18/2021	10,000,000.00	8,796,250.90	10,000,000.00	0.600	0.600	1,826	02/18/2026
3130ALKL7	5507	Federal Home Loan Bank		03/25/2021	5,000,000.00	4,415,487.00	5,000,000.00	0.850	0.850	1,826	03/25/2026
3130ALKL7	5508	Federal Home Loan Bank		03/25/2021	5,000,000.00	4,415,487.00	5,000,000.00	0.850	0.850	1,826	03/25/2026
3130AM2K7	5513	Federal Home Loan Bank		04/28/2021	10,000,000.00	9,023,133.80	10,000,000.00	1.250	1.097	1,826	04/28/2026
3130AQM8	5524	Federal Home Loan Bank		01/26/2022	5,000,000.00	4,495,627.65	5,000,000.00	1.125	1.788	1,826	01/26/2027
3130AQT9	5530	Federal Home Loan Bank		02/28/2022	5,000,000.00	4,740,411.20	5,000,000.00	1.300	1.300	820	05/28/2024
3130ARKL4	5537	Federal Home Loan Bank		04/21/2022	5,000,000.00	4,770,253.35	5,000,000.00	2.250	3.614	1,826	04/21/2027
3130ARQB0	5539	Federal Home Loan Bank		04/28/2022	5,000,000.00	4,839,200.40	5,000,000.00	2.375	3.353	1,096	04/28/2025
3130A7PH2	5444	Federal Home Loan Bank-CN		02/28/2020	3,000,000.00	2,899,782.12	3,029,148.10	1.875	1.180	1,470	03/08/2024
3134GWND4	5461	Federal Home Loan Mortgage Cor		08/12/2020	5,000,000.00	4,488,990.55	5,000,000.00	0.600	0.600	1,826	08/12/2025
3134GWUY0	5476	Federal Home Loan Mortgage Cor		10/19/2020	6,698,000.00	6,112,214.15	6,698,000.00	0.400	0.400	1,533	12/30/2024

Portfolio SCVW

AC

PM (PRF\_PM2) 7.3.0

Santa Clara Valley Water Dist.  
Portfolio Management  
Portfolio Details - Investments  
September 30, 2022

Page 3

CUSIP	Investment #	Issuer	Average Balance	Purchase Date	Par Value	Market Value	Book Value	Stated Rate	YTM 365	Days to Term Maturity	Maturity Date
<b>Federal Agency Issues - Coupon</b>											
3134GW3W4	5477	Federal Home Loan Mortgage Cor		10/28/2020	5,000,000.00	4,598,020.20	5,000,000.00	0.410	0.410	1,461	758 10/28/2024
3134GW5Q5	5478	Federal Home Loan Mortgage Cor		10/29/2020	5,000,000.00	4,553,292.60	5,000,000.00	0.450	0.450	1,553	851 01/29/2025
3134GXBM5	5485	Federal Home Loan Mortgage Cor		12/01/2020	5,000,000.00	4,437,567.65	5,000,000.00	0.600	0.600	1,807	1,138 11/12/2025
3134GXFX7	5486	Federal Home Loan Mortgage Cor		12/16/2020	5,000,000.00	4,614,612.65	5,000,000.00	0.375	0.375	1,370	716 09/16/2024
3134GXHK3	5490	Federal Home Loan Mortgage Cor		12/24/2020	5,000,000.00	4,552,552.45	5,000,000.00	0.410	0.410	1,551	905 03/24/2025
3134GXJB1	5492	Federal Home Loan Mortgage Cor		12/28/2020	5,000,000.00	4,522,229.25	5,000,000.00	0.420	0.447	1,551	909 03/28/2025
3137EAEX3	5479	Fed Home Loan Mort Corp-CN		10/21/2020	5,000,000.00	4,462,606.90	4,987,498.37	0.375	0.460	1,798	1,088 09/23/2025
3137EAEU9	5498	Fed Home Loan Mort Corp-CN		01/27/2021	6,900,000.00	6,191,322.25	6,898,704.65	0.375	0.382	1,636	1,024 07/21/2025
3137EAEX3	5501	Fed Home Loan Mort Corp-CN		01/28/2021	1,000,000.00	892,521.38	999,257.60	0.375	0.400	1,699	1,088 09/23/2025
3135G0V34	5429	Fed Natl Mortgage Assoc		12/11/2019	5,000,000.00	4,879,707.05	5,051,688.22	2.500	1.700	1,517	492 02/05/2024
3136G4T52	5465	Fed Natl Mortgage Assoc		08/26/2020	4,050,000.00	3,684,456.52	4,050,000.00	0.520	0.520	1,644	878 02/25/2025
3135G04Z3	5488	Fed Natl Mortgage Assoc		12/09/2020	5,000,000.00	4,519,715.05	5,012,074.10	0.500	0.410	1,651	990 06/17/2025
3135GA2Z3	5491	Fed Natl Mortgage Assoc		12/10/2020	5,000,000.00	4,429,853.95	5,000,000.00	0.560	0.560	1,803	1,143 11/17/2025
3135G04Z3	5494	Fed Natl Mortgage Assoc		01/13/2021	5,000,000.00	4,519,715.05	5,002,675.73	0.500	0.480	1,616	990 06/17/2025
3135G05X7	5495	Fed Natl Mortgage Assoc		01/12/2021	5,000,000.00	4,471,478.20	4,985,655.20	0.375	0.475	1,686	1,059 08/25/2025
3135G06G3	5497	Fed Natl Mortgage Assoc		01/20/2021	4,900,000.00	4,364,378.75	4,905,921.20	0.500	0.461	1,752	1,133 11/07/2025
3135G04Z3	5502	Fed Natl Mortgage Assoc		02/04/2021	5,000,000.00	4,519,715.05	5,014,097.09	0.500	0.395	1,594	990 06/17/2025
3135G03U5	5506	Fed Natl Mortgage Assoc		02/26/2021	5,000,000.00	4,557,029.40	5,001,874.63	0.625	0.610	1,516	934 04/22/2025
3135G03U5	5511	Fed Natl Mortgage Assoc		03/05/2021	5,000,000.00	4,557,029.40	5,010,715.06	0.625	0.540	1,509	934 04/22/2025
3135G0K36	5520	Fed Natl Mortgage Assoc		08/27/2021	5,000,000.00	4,653,366.05	5,234,899.17	2.125	0.780	1,701	1,301 04/24/2026
3135G03U5	5548	Fed Natl Mortgage Assoc		06/22/2022	2,000,000.00	1,822,811.76	1,869,441.27	0.625	3.364	1,035	934 04/22/2025
3135G0U43	5341	FNMA Discount Notes		02/12/2019	3,000,000.00	2,957,689.80	3,008,754.40	2.875	2.546	1,673	346 09/12/2023
<b>Subtotal and Average</b>			<b>301,271,541.14</b>		<b>300,364,000.00</b>	<b>281,075,423.21</b>	<b>301,244,557.36</b>		<b>1.205</b>	<b>1,573</b>	<b>786</b>
<b>Negotiable CD's - Interest Bearing</b>											
79772FAF3	5445	San Francisco FCU		03/27/2020	240,000.00	221,751.84	240,000.00	1.100	1.094	1,826	908 03/27/2025
<b>Subtotal and Average</b>			<b>240,000.00</b>		<b>240,000.00</b>	<b>221,751.84</b>	<b>240,000.00</b>		<b>1.094</b>	<b>1,826</b>	<b>908</b>
<b>LAIF</b>											
SYS88-0237LAIF	88-0237LAIF	Local Agency Investment Fund			54,180,256.05	54,180,256.05	54,180,256.05	0.750	0.750	1	1
<b>Subtotal and Average</b>			<b>54,180,256.05</b>		<b>54,180,256.05</b>	<b>54,180,256.05</b>	<b>54,180,256.05</b>		<b>0.750</b>	<b>1</b>	<b>1</b>
<b>Medium Term Notes</b>											
037833DE7	5202	Apple Inc		05/03/2018	3,000,000.00	2,989,860.00	2,993,800.33	2.400	2.819	1,716	104 01/13/2023
037833DX5	5505	Apple Inc		02/23/2021	2,000,000.00	1,791,906.10	1,993,523.12	0.550	0.664	1,639	1,054 08/20/2025
478160BT0	5350	Johnson & Johnson		03/05/2019	2,000,000.00	1,983,402.04	1,994,919.22	2.050	2.697	1,457	151 03/01/2023
742651DR0	5367	Private Export Funding Corp		04/08/2019	3,003,000.00	2,997,870.34	3,001,733.69	2.050	2.412	1,317	45 11/15/2022

Portfolio SCVW  
AC  
PM (PRF\_PM2) 7.3.0

**Santa Clara Valley Water Dist.**  
**Portfolio Management**  
**Portfolio Details - Investments**  
**September 30, 2022**

Page 4

CUSIP	Investment #	Issuer	Average Balance	Purchase Date	Par Value	Market Value	Book Value	Stated Rate	YTM 365	Term	Days to Maturity	Maturity Date
<b>Subtotal and Average</b>			<b>10,115,348.22</b>		<b>10,003,000.00</b>	<b>9,763,038.48</b>	<b>9,983,976.36</b>		<b>2.242</b>	<b>1,529</b>	<b>285</b>	
<b>Money Market Account</b>												
23380W523	4102	Daily Income US Gov MMF			32,888,104.66	32,888,104.66	32,888,104.66	1.890	1.890	1	1	
<b>Subtotal and Average</b>			<b>40,917,105.43</b>		<b>32,888,104.66</b>	<b>32,888,104.66</b>	<b>32,888,104.66</b>		<b>1.890</b>	<b>1</b>	<b>1</b>	
<b>TimeCD_Deposit Account</b>												
SYS5317	5317	Excite CU FKA Alliance CU			242,498.36	242,498.36	242,498.36	2.240	2.240	1	1	
SYS5311	5311	Bank of San Francisco			236,569.74	236,569.74	236,569.74	0.880	0.880	1	1	
SYS5481	5481	Bank of San Francisco			14,121,425.88	14,121,425.88	14,121,425.88	0.449	0.449	1	1	
SYS5540	5540	Bank of San Francisco		07/01/2022	4,008,722.32	4,008,722.32	4,008,722.32	1.242	1.242	1	1	
SYS5309	5309	Community Bank of the Bay			250,000.00	250,000.00	250,000.00	1.050	1.050	1	1	
SYS5371	5371	Community Bank of the Bay			5,165,302.52	5,165,302.52	5,165,302.52	0.500	0.500	1	1	
SYS4912	4912	Deposit Account			35,251,740.29	35,251,740.29	35,251,740.29	0.050	0.050	1	1	
SYS5395	5395	Meriwest Credit Union		07/01/2022	0.00	0.00	0.00	0.500	0.500	1	1	
SYS5398	5398	Meriwest Credit Union			5,091,548.42	5,091,548.42	5,091,548.42	3.102	3.102	1	1	
SYS5397	5397	Provident Credit Union			0.00	0.00	0.00	2.579	2.579	1	1	
SYS5556	5556	Provident Credit Union		07/28/2022	230,809.87	230,809.87	230,809.87	2.018	2.018	1	1	
SYS5310	5310	Technology Credit Union			237,233.06	237,233.06	237,233.06	1.000	1.000	1	1	
SYS5369	5369	Technology Credit Union			15,526,358.54	15,526,358.54	15,526,358.54	1.330	1.330	1	1	
SYS5553	5553	Union Bank (NIB)		07/01/2022	55,197,960.00	55,197,960.00	55,197,960.00	0.000	0.000	1	1	
<b>Subtotal and Average</b>			<b>154,486,179.08</b>		<b>135,560,169.00</b>	<b>135,560,169.00</b>	<b>135,560,169.00</b>		<b>0.397</b>	<b>1</b>	<b>1</b>	
<b>Supranational</b>												
4581X0DL9	5517	Inter-American Dev't Bank		05/20/2021	2,000,000.00	1,835,421.04	2,013,377.83	0.875	0.604	1,414	915	04/03/2025
4581X0DK1	5503	INTERAMERI DEV		02/05/2021	3,000,000.00	2,819,700.00	3,098,724.06	1.750	0.396	1,498	895	03/14/2025
459058GL1	5290	INTL BK RECON & DEVELOP		12/03/2018	3,000,000.00	2,958,450.00	3,001,219.52	3.000	2.955	1,759	361	09/27/2023
459058JL8	5518	INTL BK RECON & DEVELOP		05/24/2021	2,000,000.00	1,779,501.52	1,984,929.80	0.500	0.750	1,618	1,123	10/28/2025
45950VPT7	5509	INTL FINANCE CORP		03/15/2021	5,000,000.00	4,460,205.80	5,000,000.00	0.500	0.500	1,826	1,261	03/15/2026
<b>Subtotal and Average</b>			<b>15,099,939.71</b>		<b>15,000,000.00</b>	<b>13,853,278.36</b>	<b>15,098,251.21</b>		<b>1.013</b>	<b>1,663</b>	<b>943</b>	
<b>Municipal Bonds</b>												
54438CYK2	5484	Los Angeles Community College		11/10/2020	1,000,000.00	897,650.00	1,000,000.00	0.773	0.773	1,725	1,035	08/01/2025
010878AS5	5541	County of Alameda		05/26/2022	500,000.00	489,970.00	517,871.23	4.000	3.000	1,528	1,400	08/01/2026
127109QA7	5402	Cabrillo Comnt		10/08/2019	1,230,000.00	1,178,635.20	1,230,000.00	2.034	2.034	1,759	670	08/01/2024
13067WSW3	5542	CA Department Water Resources		05/26/2022	440,000.00	382,663.60	401,179.82	1.051	3.350	1,650	1,522	12/01/2026
13067WRC8	5545	CA Department Water Resources		05/27/2022	500,000.00	446,415.00	467,017.56	0.790	3.000	1,284	1,157	12/01/2025
13034AL65	5487	CA Infrastructure & Econ Dev		12/17/2020	1,250,000.00	1,113,925.00	1,250,000.00	0.765	0.765	1,749	1,096	10/01/2025
702274CN9	5285	City of Pasadena		12/06/2018	1,055,000.00	1,054,430.30	1,055,000.00	3.338	3.338	1,456	61	12/01/2022

Portfolio SCVW

AC

PM (PRF\_PM2) 7.3.0

Run Date: 10/13/2022 - 07:46



Santa Clara Valley Water Dist.  
Portfolio Management  
Portfolio Details - Investments  
September 30, 2022

CUSIP	Investment #	Issuer	Average Balance	Purchase Date	Par Value	Market Value	Book Value	Stated Rate	YTM 365	Days to Term Maturity	Maturity Date
Municipal Bonds											
357172B79	5515	Fremont Unified High Sch Dstt		05/26/2021	100,000.00	90,003.00	100,000.00	0.845	0.845	1,528	08/01/2025
357172B61	5516	Fremont Unified High Sch Dstt		05/26/2021	750,000.00	697,635.00	750,000.00	0.553	0.553	1,163	08/01/2024
368079HT9	5364	Gavilan Joint Community CLG-A1		04/18/2019	400,000.00	394,344.00	400,000.00	2.620	2.619	1,566	08/01/2023
368079KB4	5471	Gavilan Joint Community CLG-A1		10/15/2020	750,000.00	726,810.00	750,000.00	0.524	0.524	1,020	08/01/2023
368079KC2	5472	Gavilan Joint Community CLG-A1		10/15/2020	600,000.00	559,740.00	600,000.00	0.739	0.739	1,386	08/01/2024
376087FY3	5414	Gilroy USD		10/31/2019	600,000.00	588,018.00	600,000.00	1.793	1.793	1,370	08/01/2023
376087FZ0	5415	Gilroy USD		10/31/2019	550,000.00	524,243.50	550,000.00	1.833	1.833	1,736	08/01/2024
54465AGP1	5368	LA County Redev Agency		04/22/2019	1,750,000.00	1,712,340.00	1,742,738.00	2.000	2.480	1,593	09/01/2023
530319SK9	5468	Liberty Union HSD		10/07/2020	800,000.00	744,616.00	800,000.00	0.650	0.643	1,394	08/01/2024
530319SL7	5469	Liberty Union HSD		10/07/2020	825,000.00	742,219.50	825,000.00	0.760	0.760	1,759	08/01/2025
542411NJ8	5413	Long Beach Community College		10/23/2019	2,500,000.00	2,377,850.00	2,500,000.00	1.803	1.803	1,744	08/01/2024
56781RJG3	5329	Marin CCD GO-B1		02/07/2019	600,000.00	593,790.00	600,000.00	2.895	2.895	1,636	08/01/2023
677765GV5	5401	Ohlone Community College		09/26/2019	2,000,000.00	1,909,060.00	2,000,000.00	1.814	1.814	1,771	08/01/2024
677765GW3	5480	Ohlone Community College		10/22/2020	2,865,000.00	2,672,672.55	2,966,592.00	1.975	0.700	1,744	1,035 08/01/2025
799306QJ7	5417	San Rafael CA Elem Sch Dist		11/13/2019	1,000,000.00	978,600.00	1,000,000.00	1.865	1.865	1,357	08/01/2023
796815ZG6	5393	San Bernardino County		07/02/2019	5,000,000.00	5,000,000.00	5,000,000.00	2.050	2.050	1,187	0 10/01/2022
801546QV7	5519	Cnty Santa Clara		07/28/2021	1,770,000.00	1,652,330.40	1,826,576.71	2.000	0.850	1,465	1,035 08/01/2025
79773KDC5	5512	SF City and County GO Bonds		03/30/2021	830,000.00	744,277.60	830,000.00	0.728	0.728	1,538	988 06/15/2025
79765R3U1	5164	San Fran CY&Cnty CA PUC WTR		12/28/2017	1,000,000.00	999,420.00	1,000,000.00	2.619	2.619	1,769	31 11/01/2022
79765R3U1	5331	San Fran CY&Cnty CA PUC WTR		01/29/2019	875,000.00	874,492.50	874,815.55	2.619	2.887	1,372	31 11/01/2022
798186N81	5493	San Jose Unifed Sch District		01/20/2021	1,000,000.00	895,210.00	1,000,000.00	0.558	0.558	1,654	1,035 08/01/2025
798186N81	5546	San Jose Unifed Sch District		05/31/2022	405,000.00	362,560.05	377,623.07	0.558	3.080	1,158	1,035 08/01/2025
802498UG8	5411	Santa Monica-Malibu USD		11/06/2019	650,000.00	636,116.00	650,000.00	1.669	1.669	1,364	304 08/01/2023
802498UH6	5412	Santa Monica-Malibu USD		11/06/2019	500,000.00	475,600.00	500,000.00	1.719	1.719	1,730	670 08/01/2024
835569GR9	5416	Sonoma County CA Jnr Clg Dist		11/12/2019	1,000,000.00	957,120.00	1,000,000.00	2.061	2.061	1,724	670 08/01/2024
799408Z85	5475	SAN RAMON VALLEY UNIFIED		10/20/2020	1,700,000.00	1,533,332.00	1,700,000.00	0.740	0.740	1,746	1,035 08/01/2025
799408Z93	5543	SAN RAMON VALLEY UNIFIED		05/26/2022	390,000.00	342,525.30	357,278.87	1.034	3.400	1,528	1,400 08/01/2026
91412HEX7	5353	University of California		03/19/2019	600,000.00	594,150.00	600,000.00	2.657	2.657	1,518	226 05/15/2023
91412GQF5	5365	University of California		05/15/2019	500,000.00	488,845.00	502,306.80	2.900	2.595	1,827	592 05/15/2024
91412GQE8	5370	University of California		05/01/2019	1,565,000.00	1,550,617.65	1,567,206.07	2.750	2.510	1,475	226 05/15/2023
923040GU7	5409	Ventura Cnty Comm College Dist		10/31/2019	1,000,000.00	954,280.00	1,000,000.00	1.800	1.800	1,736	670 08/01/2024
923040GT0	5410	Ventura Cnty Comm College Dist		10/31/2019	1,250,000.00	1,225,387.50	1,250,000.00	1.750	1.750	1,370	304 08/01/2023
923078CS6	5447	Ventura Cnty CA Public Fin		06/11/2020	500,000.00	498,950.00	500,000.00	0.848	0.848	873	31 11/01/2022
923078CV9	5544	Ventura Cnty CA Public Fin		05/26/2022	990,000.00	892,742.40	935,662.03	1.323	3.250	1,255	1,127 11/01/2025
93974D5Q7	5279	Washington State GO Bond		10/01/2018	2,000,000.00	1,984,820.00	1,998,375.86	3.030	3.136	1,765	304 08/01/2023
Subtotal and Average			45,575,143.69		45,590,000.00	43,538,407.05	45,575,243.57		1.801	1,538	588

Portfolio SCVW  
AC  
PM (PRF\_PM2) 7.3.0

Santa Clara Valley Water Dist.  
Portfolio Management  
Portfolio Details - Investments  
September 30, 2022

Page 6

CUSIP	Investment #	Issuer	Average Balance	Purchase Date	Par Value	Market Value	Book Value	Stated Rate	YTM 365	Days to Term Maturity
Total and Average			757,410,965.32		730,825,529.71	700,168,878.65	730,294,325.34		1.212	977 513

**Santa Clara Valley Water Dist.  
Portfolio Management  
Portfolio Details - Cash  
September 30, 2022**

Page 7

CUSIP	Investment #	Issuer	Average Balance	Purchase Date	Par Value	Market Value	Book Value	Stated Rate	YTM 365	Days to Term Maturity
Average Balance			0.00							0 0
Total Cash and Investments			757,410,965.32		730,825,529.71	700,168,878.65	730,294,325.34		1.212	977 513

Portfolio SCVW  
AC  
PM (PRF\_PM2) 7.3.0



**Santa Clara Valley Water Dist.**  
**Transaction Activity Report**  
**July 1, 2022 - September 30, 2022**  
**Sorted by Transaction Date - Transaction Date**  
**All Funds**

SANTA CLARA VALLEY WATER  
 5750 Almaden Expressway  
 San Jose, San Jose, Ca 951  
 (408)265-2607

Investment #	Fund	CUSIP	Inv Descrip	TransactionType	TransactionDate	MaturityDate	RedemptionType	New Principal	Principal Paydowns	Interest	Total Cash
88-0237LAIF	82	SYS88-0237LAIF	LAIF 4.958%	Purchase	07/01/2022			74,056,327.44			-74,056,327.44
4102	82	23380W523	Money Market Fund	Purchase	07/01/2022			49,118,248.11			-49,118,248.11
4102	82	23380W523	Money Market Fund	Purchase	07/01/2022			26,250.00			-26,250.00
4102	82	23380W523	Money Market Fund	Purchase	07/01/2022			3,000,000.00			-3,000,000.00
4102	82	23380W523	Money Market Fund	Purchase	07/01/2022			20,578.02			-20,578.02
5392	82	3133EKTG1	FEDERAL FARM CR	Redemption	07/01/2022	07/01/2022	Maturity		3,000,000.00		3,000,000.00
5392	82	3133EKTG1	FEDERAL FARM CR	Interest	07/01/2022	07/01/2022				26,250.00	26,250.00
4102	82	23380W523	Money Market Fund	Interest	07/01/2022					20,578.02	20,578.02
<b>Totals for 07/01/2022</b>								<b>126,221,403.57</b>	<b>3,000,000.00</b>	<b>46,828.02</b>	<b>-123,174,575.55</b>
4102	82	23380W523	Money Market Fund	Purchase	07/13/2022			36,000.00			-36,000.00
88-0237LAIF	82	SYS88-0237LAIF	LAIF 4.958%	Redemption	07/13/2022				20,000,000.00		20,000,000.00
5202	82	037833DE7	AAPL 2.4% MAT	Interest	07/13/2022	01/13/2023				36,000.00	36,000.00
<b>Totals for 07/13/2022</b>								<b>36,000.00</b>	<b>20,000,000.00</b>	<b>36,000.00</b>	<b>20,000,000.00</b>
88-0237LAIF	82	SYS88-0237LAIF	LAIF 4.958%	Purchase	07/15/2022			123,928.61			-123,928.61
88-0237LAIF	82	SYS88-0237LAIF	LAIF 4.958%	Interest	07/15/2022					123,928.61	123,928.61
<b>Totals for 07/15/2022</b>								<b>123,928.61</b>		<b>123,928.61</b>	<b>0.00</b>
4102	82	23380W523	Money Market Fund	Purchase	07/18/2022			683.84			-683.84
4102	82	23380W523	Money Market Fund	Purchase	07/18/2022			240,000.00			-240,000.00
5260	82	33715LBT6	1STTCH 3.25% MAT	Redemption	07/18/2022	07/18/2022	Maturity		240,000.00		240,000.00
5260	82	33715LBT6	1STTCH 3.25% MAT	Interest	07/18/2022	07/18/2022				641.10	641.10
5260	82	33715LBT6	1STTCH 3.25% MAT	Interest	07/18/2022	07/18/2022				42.74	42.74
<b>Totals for 07/18/2022</b>								<b>240,683.84</b>	<b>240,000.00</b>	<b>683.84</b>	<b>0.00</b>
4102	82	23380W523	Money Market Fund	Purchase	07/21/2022			12,937.50			-12,937.50
5498	82	3137EAEU9	FEDERAL HOME LN	Interest	07/21/2022	07/21/2025				12,937.50	12,937.50
<b>Totals for 07/21/2022</b>								<b>12,937.50</b>		<b>12,937.50</b>	<b>0.00</b>
4102	82	23380W523	Money Market Fund	Purchase	07/25/2022			7,083.33			-7,083.33
5507	82	3130ALKL7	FEDERAL HOME	Interest	07/25/2022	03/25/2026				3,541.66	3,541.66
5508	82	3130ALKL7	FEDERAL HOME	Interest	07/25/2022	03/25/2026				3,541.67	3,541.67
<b>Totals for 07/25/2022</b>								<b>7,083.33</b>		<b>7,083.33</b>	<b>0.00</b>
4102	82	23380W523	Money Market Fund	Purchase	07/26/2022			28,125.00			-28,125.00
5524	82	3130AQM8	FEDERAL HOME	Interest	07/26/2022	01/26/2027				28,125.00	28,125.00
<b>Totals for 07/26/2022</b>								<b>28,125.00</b>		<b>28,125.00</b>	<b>0.00</b>
4102	82	23380W523	Money Market Fund	Purchase	07/27/2022			216.99			-216.99
5445	82	79772FAF3	SF FCU 1.1% MAT	Interest	07/27/2022	03/27/2025				216.99	216.99

Portfolio SCVW  
 AC  
 TA (PRF\_TA) 7.1.1  
 Report Ver. 7.3.6.1

**Santa Clara Valley Water Dist.**  
**Transaction Activity Report**  
**Sorted by Transaction Date - Transaction Date**

Page 2

Investment #	Fund	CUSIP	Inv Descrip	TransactionType	TransactionDate	MaturityDate	RedemptionType	New Principal	Principal Paydowns	Interest	Total Cash
<b>Totals for 07/27/2022</b>								<b>216.99</b>		<b>216.99</b>	<b>0.00</b>
4102	82	23380W523	Money Market Fund	Purchase	08/01/2022			55,745.67			-55,745.67
4102	82	23380W523	Money Market Fund	Purchase	08/01/2022			46,100.00			-46,100.00
4102	82	23380W523	Money Market Fund	Purchase	08/01/2022			10,000.00			-10,000.00
4102	82	23380W523	Money Market Fund	Purchase	08/01/2022			12,509.10			-12,509.10
4102	82	23380W523	Money Market Fund	Purchase	08/01/2022			2,073.75			-2,073.75
4102	82	23380W523	Money Market Fund	Purchase	08/01/2022			422.50			-422.50
4102	82	23380W523	Money Market Fund	Purchase	08/01/2022			6,300.00			-6,300.00
4102	82	23380W523	Money Market Fund	Purchase	08/01/2022			5,240.00			-5,240.00
4102	82	23380W523	Money Market Fund	Purchase	08/01/2022			1,965.00			-1,965.00
4102	82	23380W523	Money Market Fund	Purchase	08/01/2022			2,217.00			-2,217.00
4102	82	23380W523	Money Market Fund	Purchase	08/01/2022			5,379.00			-5,379.00
4102	82	23380W523	Money Market Fund	Purchase	08/01/2022			5,040.75			-5,040.75
4102	82	23380W523	Money Market Fund	Purchase	08/01/2022			2,600.00			-2,600.00
4102	82	23380W523	Money Market Fund	Purchase	08/01/2022			3,135.00			-3,135.00
4102	82	23380W523	Money Market Fund	Purchase	08/01/2022			22,537.50			-22,537.50
4102	82	23380W523	Money Market Fund	Purchase	08/01/2022			16,590.00			-16,590.00
4102	82	23380W523	Money Market Fund	Purchase	08/01/2022			3,865.00			-3,865.00
4102	82	23380W523	Money Market Fund	Purchase	08/01/2022			26,686.40			-26,686.40
4102	82	23380W523	Money Market Fund	Purchase	08/01/2022			7,032.50			-7,032.50
4102	82	23380W523	Money Market Fund	Purchase	08/01/2022			8,685.00			-8,685.00
4102	82	23380W523	Money Market Fund	Purchase	08/01/2022			18,140.00			-18,140.00
4102	82	23380W523	Money Market Fund	Purchase	08/01/2022			28,291.88			-28,291.88
4102	82	23380W523	Money Market Fund	Purchase	08/01/2022			65,750.00			-65,750.00
4102	82	23380W523	Money Market Fund	Purchase	08/01/2022			3,919.95			-3,919.95
4102	82	23380W523	Money Market Fund	Purchase	08/01/2022			9,325.00			-9,325.00
4102	82	23380W523	Money Market Fund	Purchase	08/01/2022			6,290.00			-6,290.00
4102	82	23380W523	Money Market Fund	Purchase	08/01/2022			2,016.30			-2,016.30
4102	82	23380W523	Money Market Fund	Purchase	08/01/2022			17,700.00			-17,700.00
4102	82	23380W523	Money Market Fund	Purchase	08/01/2022			5,424.25			-5,424.25
4102	82	23380W523	Money Market Fund	Purchase	08/01/2022			4,297.50			-4,297.50
4102	82	23380W523	Money Market Fund	Purchase	08/01/2022			10,305.00			-10,305.00
4102	82	23380W523	Money Market Fund	Purchase	08/01/2022			10,937.50			-10,937.50
4102	82	23380W523	Money Market Fund	Purchase	08/01/2022			9,000.00			-9,000.00
4102	82	23380W523	Money Market Fund	Purchase	08/01/2022			30,300.00			-30,300.00
4102	82	23380W523	Money Market Fund	Purchase	08/01/2022			2,305,000.00			-2,305,000.00
4102	82	23380W523	Money Market Fund	Purchase	08/01/2022			500,000.00			-500,000.00
4102	82	23380W523	Money Market Fund	Purchase	08/01/2022			1,750,000.00			-1,750,000.00
4102	82	23380W523	Money Market Fund	Purchase	08/01/2022			2,080,000.00			-2,080,000.00
4102	82	23380W523	Money Market Fund	Purchase	08/01/2022			500,000.00			-500,000.00
4102	82	23380W523	Money Market Fund	Purchase	08/01/2022			5,000,000.00			-5,000,000.00
5189	82	798170AE6	SJSDEV 2.63% MAT	Redemption	08/01/2022	08/01/2022	Maturity		3,000,000.00		3,000,000.00

Portfolio SCVW

AC

TA (PRF\_TA) 7.1.1  
Report Ver. 7.3.6.1

Run Date: 10/13/2022 - 07:51

**Santa Clara Valley Water Dist.**  
**Transaction Activity Report**  
**Sorted by Transaction Date - Transaction Date**

Page 3

Investment #	Fund	CUSIP	Inv Descrip	TransactionType	TransactionDate	MaturityDate	RedemptionType	New Principal	Principal Paydowns	Interest	Total Cash
5190	82	798170AE6	SJSDEV 2.63% MAT	Redemption	08/01/2022	08/01/2022	Maturity		2,000,000.00		2,000,000.00
5198	82	010878AN6	ACNTY 4.% MAT	Redemption	08/01/2022	08/01/2022	Maturity		2,305,000.00		2,305,000.00
5330	82	56781RJF5	MARIN CALIF	Redemption	08/01/2022	08/01/2022	Maturity		500,000.00		500,000.00
5349	82	56781RGP6	MARIN CALIF	Redemption	08/01/2022	08/01/2022	Maturity		2,080,000.00		2,080,000.00
5363	82	368079HS1	GAVILA 2.52% MAT	Redemption	08/01/2022	08/01/2022	Maturity		500,000.00		500,000.00
5407	82	544290JB6	LACD 1.896% MAT	Redemption	08/01/2022	08/01/2022	Maturity		1,750,000.00		1,750,000.00
5189	82	798170AE6	SJSDEV 2.63% MAT	Interest	08/01/2022	08/01/2022				39,450.00	39,450.00
5190	82	798170AE6	SJSDEV 2.63% MAT	Interest	08/01/2022	08/01/2022				26,300.00	26,300.00
5198	82	010878AN6	ACNTY 4.% MAT	Interest	08/01/2022	08/01/2022				46,100.00	46,100.00
5279	82	93974D5Q7	WA GO 3.03% MAT	Interest	08/01/2022	08/01/2023				30,300.00	30,300.00
5329	82	56781RJG3	MARIN 2.895% MAT	Interest	08/01/2022	08/01/2023				8,685.00	8,685.00
5330	82	56781RJF5	MARIN CALIF	Interest	08/01/2022	08/01/2022				7,032.50	7,032.50
5349	82	56781RGP6	MARIN CALIF	Interest	08/01/2022	08/01/2022				26,686.40	26,686.40
5363	82	368079HS1	GAVILA 2.52% MAT	Interest	08/01/2022	08/01/2022				6,300.00	6,300.00
5364	82	368079HT9	GAVILAN CALIF JT	Interest	08/01/2022	08/01/2023				5,240.00	5,240.00
5401	82	677765GV5	OHLONE 1.814%	Interest	08/01/2022	08/01/2024				18,140.00	18,140.00
5402	82	127109QA7	CABRIL 100.% MAT	Interest	08/01/2022	08/01/2024				12,509.10	12,509.10
5407	82	544290JB6	LACD 1.896% MAT	Interest	08/01/2022	08/01/2022				16,590.00	16,590.00
5409	82	923040GU7	VENTUR 100.% MAT	Interest	08/01/2022	08/01/2024				9,000.00	9,000.00
5410	82	923040GT0	VENT C 1.75% MAT	Interest	08/01/2022	08/01/2023				10,937.50	10,937.50
5411	82	802498UG8	SMCSCD 1.669%	Interest	08/01/2022	08/01/2023				5,424.25	5,424.25
5412	82	802498UH6	SANTA	Interest	08/01/2022	08/01/2024				4,297.50	4,297.50
5413	82	542411NJ8	LONHGR 1.803%	Interest	08/01/2022	08/01/2024				22,537.50	22,537.50
5414	82	376087FY3	GILSCD 1.793% MAT	Interest	08/01/2022	08/01/2023				5,379.00	5,379.00
5415	82	376087FZ0	GILROY CALIF UNI	Interest	08/01/2022	08/01/2024				5,040.75	5,040.75
5416	82	835569GR9	SONOMA 2.061%	Interest	08/01/2022	08/01/2024				10,305.00	10,305.00
5417	82	799306QJ7	RAFAEL 1.865% MAT	Interest	08/01/2022	08/01/2023				9,325.00	9,325.00
5468	82	530319SK9	LIBHSD 0.65% MAT	Interest	08/01/2022	08/01/2024				2,600.00	2,600.00
5469	82	530319SL7	LIBERTY CALIF UN	Interest	08/01/2022	08/01/2025				3,135.00	3,135.00
5471	82	368079KB4	GAVILAN CALIF JT	Interest	08/01/2022	08/01/2023				1,965.00	1,965.00
5472	82	368079KC2	GAVILAN CALIF JT	Interest	08/01/2022	08/01/2024				2,217.00	2,217.00
5475	82	799408Z85	SAN RAMON	Interest	08/01/2022	08/01/2025				6,290.00	6,290.00
5480	82	677765GW3	OHLONE CALIF	Interest	08/01/2022	08/01/2025				28,291.88	28,291.88
5484	82	54438CYK2	LOS ANGELES	Interest	08/01/2022	08/01/2025				3,865.00	3,865.00
5493	82	798186N81	SJUSD 0.558% MAT	Interest	08/01/2022	08/01/2025				2,790.00	2,790.00
5515	82	357172B79	FREMONT CALIF UN	Interest	08/01/2022	08/01/2025				422.50	422.50
5516	82	357172B61	FUHSD 0.553% MAT	Interest	08/01/2022	08/01/2024				2,073.75	2,073.75
5519	82	801546QV7	SANTA CLARA CNTY	Interest	08/01/2022	08/01/2025				17,700.00	17,700.00
5541	82	010878AS5	ALAMEDA CNTY	Interest	08/01/2022	08/01/2026				10,000.00	10,000.00
5541	82	010878AS5	ALAMEDA CNTY	Accr Int	08/01/2022	08/01/2026		6,388.89		-6,388.89	0.00
5543	82	799408Z93	SAN RAMON	Interest	08/01/2022	08/01/2026				2,016.30	2,016.30
5543	82	799408Z93	SAN RAMON	Accr Int	08/01/2022	08/01/2026		1,288.19		-1,288.19	0.00
5546	82	798186N81	SJUSD 0.558% MAT	Interest	08/01/2022	08/01/2025				1,129.95	1,129.95

Portfolio SCVW

AC

TA (PRF\_TA) 7.1.1  
Report Ver. 7.3.6.1

**Santa Clara Valley Water Dist.**  
**Transaction Activity Report**  
**Sorted by Transaction Date - Transaction Date**

Page 4

Investment #	Fund	CUSIP	Inv Descrip	TransactionType	TransactionDate	MaturityDate	RedemptionType	New Principal	Principal Paydowns	Interest	Total Cash
5546	82	798186N81	SJUSD 0.558% MAT	Accr Int	08/01/2022	08/01/2025			753.30	-753.30	0.00
4102	82	23380W523	Money Market Fund	Interest	08/01/2022					55,745.67	55,745.67
<b>Totals for 08/01/2022</b>								<b>12,600,821.55</b>	<b>12,143,430.38</b>	<b>457,391.17</b>	<b>0.00</b>
4102	82	23380W523	Money Market Fund	Redemption	08/02/2022				10,000,000.00		10,000,000.00
<b>Totals for 08/02/2022</b>									<b>10,000,000.00</b>		<b>10,000,000.00</b>
4102	82	23380W523	Money Market Fund	Purchase	08/03/2022			14,500.00			-14,500.00
5403	82	3133EJWA3	FEDERAL FARM CR	Interest	08/03/2022	02/03/2023				14,500.00	14,500.00
<b>Totals for 08/03/2022</b>								<b>14,500.00</b>		<b>14,500.00</b>	<b>0.00</b>
4102	82	23380W523	Money Market Fund	Purchase	08/05/2022			62,500.00			-62,500.00
5429	82	3135G0V34	FEDERAL NATL MTG	Interest	08/05/2022	02/05/2024				62,500.00	62,500.00
<b>Totals for 08/05/2022</b>								<b>62,500.00</b>		<b>62,500.00</b>	<b>0.00</b>
4102	82	23380W523	Money Market Fund	Redemption	08/11/2022				10,000,000.00		10,000,000.00
<b>Totals for 08/11/2022</b>									<b>10,000,000.00</b>		<b>10,000,000.00</b>
4102	82	23380W523	Money Market Fund	Purchase	08/12/2022			13,250.00			-13,250.00
4102	82	23380W523	Money Market Fund	Purchase	08/12/2022			15,000.00			-15,000.00
5460	82	3133EL3P7	FEDERAL FARM CR	Interest	08/12/2022	08/12/2025				13,250.00	13,250.00
5461	82	3134GWND4	FEDERAL HOME LN	Interest	08/12/2022	08/12/2025				15,000.00	15,000.00
<b>Totals for 08/12/2022</b>								<b>28,250.00</b>		<b>28,250.00</b>	<b>0.00</b>
4102	82	23380W523	Money Market Fund	Purchase	08/15/2022			35,750.00			-35,750.00
4102	82	23380W523	Money Market Fund	Purchase	08/15/2022			41,934.38			-41,934.38
4102	82	23380W523	Money Market Fund	Purchase	08/15/2022			4,473,000.00			-4,473,000.00
5344	82	880591EN8	TENNESSEE	Redemption	08/15/2022	08/15/2022	Maturity		4,473,000.00		4,473,000.00
5344	82	880591EN8	TENNESSEE	Interest	08/15/2022	08/15/2022				41,934.38	41,934.38
5440	82	3133ELNE0	FEDERAL FARM CR	Interest	08/15/2022	02/14/2024				35,750.00	35,750.00
<b>Totals for 08/15/2022</b>								<b>4,550,684.38</b>	<b>4,473,000.00</b>	<b>77,684.38</b>	<b>0.00</b>
4102	82	23380W523	Money Market Fund	Purchase	08/16/2022			54,500.00			-54,500.00
5533	82	3133ENPB0	FEDERAL FARM CR	Interest	08/16/2022	02/16/2027				54,500.00	54,500.00
<b>Totals for 08/16/2022</b>								<b>54,500.00</b>		<b>54,500.00</b>	<b>0.00</b>
4102	82	23380W523	Money Market Fund	Purchase	08/18/2022			30,000.00			-30,000.00
5504	82	3130AL2G8	FEDERAL HOME	Interest	08/18/2022	02/18/2026				30,000.00	30,000.00
<b>Totals for 08/18/2022</b>								<b>30,000.00</b>		<b>30,000.00</b>	<b>0.00</b>
4102	82	23380W523	Money Market Fund	Purchase	08/22/2022			5,500.00			-5,500.00
5505	82	037833DX5	AAPL 0.55% MAT	Interest	08/22/2022	08/20/2025				5,500.00	5,500.00
<b>Totals for 08/22/2022</b>								<b>5,500.00</b>		<b>5,500.00</b>	<b>0.00</b>
4102	82	23380W523	Money Market Fund	Purchase	08/25/2022			7,083.33			-7,083.33
4102	82	23380W523	Money Market Fund	Purchase	08/25/2022			9,375.00			-9,375.00
4102	82	23380W523	Money Market Fund	Purchase	08/25/2022			10,530.00			-10,530.00
5465	82	3136G4T52	FEDERAL NATL MTG	Interest	08/25/2022	02/25/2025				10,530.00	10,530.00

Portfolio SCVW

AC

TA (PRF\_TA) 7.1.1  
Report Ver. 7.3.6.1

Run Date: 10/13/2022 - 07:51

**Santa Clara Valley Water Dist.**  
**Transaction Activity Report**  
**Sorted by Transaction Date - Transaction Date**

Page 5

Investment #	Fund	CUSIP	Inv Descrip	TransactionType	TransactionDate	MaturityDate	RedemptionType	New Principal	Principal Paydowns	Interest	Total Cash
5495	82	3135G05X7	FEDERAL NATL MTG	Interest	08/25/2022	08/25/2025				9,375.00	9,375.00
5507	82	3130ALKL7	FEDERAL HOME	Interest	08/25/2022	03/25/2026				3,541.66	3,541.66
5508	82	3130ALKL7	FEDERAL HOME	Interest	08/25/2022	03/25/2026				3,541.67	3,541.67
<b>Totals for 08/25/2022</b>								<b>26,988.33</b>		<b>26,988.33</b>	<b>0.00</b>
4102	82	23380W523	Money Market Fund	Purchase	08/29/2022			224.22			-224.22
4102	82	23380W523	Money Market Fund	Redemption	08/29/2022				5,000,000.00		5,000,000.00
5445	82	79772FAF3	SF FCU 1.1% MAT	Interest	08/29/2022	03/27/2025				224.22	224.22
<b>Totals for 08/29/2022</b>								<b>224.22</b>	<b>5,000,000.00</b>	<b>224.22</b>	<b>5,000,000.00</b>
4102	82	23380W523	Money Market Fund	Purchase	09/01/2022			3,250.00			-3,250.00
4102	82	23380W523	Money Market Fund	Purchase	09/01/2022			5,000,000.00			-5,000,000.00
4102	82	23380W523	Money Market Fund	Purchase	09/01/2022			130,000.00			-130,000.00
4102	82	23380W523	Money Market Fund	Purchase	09/01/2022			53,000.00			-53,000.00
4102	82	23380W523	Money Market Fund	Purchase	09/01/2022			20,500.00			-20,500.00
4102	82	23380W523	Money Market Fund	Purchase	09/01/2022			72,500.00			-72,500.00
4102	82	23380W523	Money Market Fund	Purchase	09/01/2022			17,500.00			-17,500.00
4102	82	23380W523	Money Market Fund	Purchase	09/01/2022			80,471.24			-80,471.24
5221	82	798189PE0	SAN JOSE	Redemption	09/01/2022	09/01/2022	Maturity		130,000.00		130,000.00
5246	82	544351MN6	CY LA 2.9% MAT	Redemption	09/01/2022	09/01/2022	Maturity		2,500,000.00		2,500,000.00
5247	82	544351MN6	CY LA 2.9% MAT	Redemption	09/01/2022	09/01/2022	Maturity		2,500,000.00		2,500,000.00
5221	82	798189PE0	SAN JOSE	Interest	09/01/2022	09/01/2022				3,250.00	3,250.00
5246	82	544351MN6	CY LA 2.9% MAT	Interest	09/01/2022	09/01/2022				36,250.00	36,250.00
5247	82	544351MN6	CY LA 2.9% MAT	Interest	09/01/2022	09/01/2022				36,250.00	36,250.00
5350	82	478160BT0	JOHNSON &	Interest	09/01/2022	03/01/2023				20,500.00	20,500.00
5368	82	54465AGP1	LA CNY 2. % MAT	Interest	09/01/2022	09/01/2023				17,500.00	17,500.00
5386	82	3133ECGU2	FEDERAL FARM CR	Interest	09/01/2022	03/01/2023				53,000.00	53,000.00
4102	82	23380W523	Money Market Fund	Interest	09/01/2022					80,471.24	80,471.24
<b>Totals for 09/01/2022</b>								<b>5,377,221.24</b>	<b>5,130,000.00</b>	<b>247,221.24</b>	<b>0.00</b>
4102	82	23380W523	Money Market Fund	Purchase	09/06/2022			31,875.00			-31,875.00
4102	82	23380W523	Money Market Fund	Purchase	09/06/2022			110,700.00			-110,700.00
4102	82	23380W523	Money Market Fund	Purchase	09/06/2022			17,666.60			-17,666.60
4102	82	23380W523	Money Market Fund	Purchase	09/06/2022			2,000,000.00			-2,000,000.00
5203	82	594918BH6	MSFT 2.65% MAT	Redemption	09/06/2022	11/03/2022	Call		1,967,340.00		1,967,340.00
5203	82	594918BH6	MSFT 2.65% MAT	Cap G/L	09/06/2022	11/03/2022			32,660.00		32,660.00
5203	82	594918BH6	MSFT 2.65% MAT	Interest	09/06/2022	11/03/2022				17,666.60	17,666.60
5380	82	3133EKP5	FEDERAL FARM CR	Interest	09/06/2022	09/05/2023				31,875.00	31,875.00
5442	82	3133ELQD9	FEDERAL FARM CR	Interest	09/06/2022	03/04/2024				30,750.00	30,750.00
5443	82	3133ELQD9	FEDERAL FARM CR	Interest	09/06/2022	03/04/2024				18,450.00	18,450.00
5459	82	3133ELQD9	FEDERAL FARM CR	Interest	09/06/2022	03/04/2024				30,750.00	30,750.00
5462	82	3133ELQD9	FEDERAL FARM CR	Interest	09/06/2022	03/04/2024				30,750.00	30,750.00
<b>Totals for 09/06/2022</b>								<b>2,160,241.60</b>	<b>2,000,000.00</b>	<b>160,241.60</b>	<b>0.00</b>

Portfolio SCVW

AC

TA (PRF\_TA) 7.1.1  
Report Ver. 7.3.6.1

Run Date: 10/13/2022 - 07:51



**Santa Clara Valley Water Dist.**  
**Transaction Activity Report**  
**Sorted by Transaction Date - Transaction Date**

Page 6

Investment #	Fund	CUSIP	Inv Descrip	TransactionType	TransactionDate	MaturityDate	RedemptionType	New Principal	Principal Paydowns	Interest	Total Cash
4102	82	23380W523	Money Market Fund	Purchase	09/08/2022			28,125.00			-28,125.00
4102	82	23380W523	Money Market Fund	Purchase	09/08/2022			33,750.00			-33,750.00
5334	82	313383YJ4	FEDERAL HOME	Interest	09/08/2022	09/08/2023				33,750.00	33,750.00
5444	82	3130A7PH2	FEDERAL HOME	Interest	09/08/2022	03/08/2024				28,125.00	28,125.00
<b>Totals for 09/08/2022</b>								<b>61,875.00</b>		<b>61,875.00</b>	<b>0.00</b>
4102	82	23380W523	Money Market Fund	Purchase	09/09/2022			20,000.00			-20,000.00
5510	82	3133EMSU7	FEDERAL FARM CR	Interest	09/09/2022	03/09/2026				20,000.00	20,000.00
<b>Totals for 09/09/2022</b>								<b>20,000.00</b>		<b>20,000.00</b>	<b>0.00</b>
4102	82	23380W523	Money Market Fund	Purchase	09/12/2022			118,750.00			-118,750.00
4102	82	23380W523	Money Market Fund	Purchase	09/12/2022			43,125.00			-43,125.00
5244	82	3133XPKG8	FEDERAL HOME	Interest	09/12/2022	03/10/2023				118,750.00	118,750.00
5341	82	3135G0U43	FNMA 2.875% MAT	Interest	09/12/2022	09/12/2023				43,125.00	43,125.00
<b>Totals for 09/12/2022</b>								<b>161,875.00</b>		<b>161,875.00</b>	<b>0.00</b>
4102	82	23380W523	Money Market Fund	Purchase	09/14/2022			26,250.00			-26,250.00
4102	82	23380W523	Money Market Fund	Redemption	09/14/2022				20,000,000.00		20,000,000.00
5503	82	4581X0DK1	IADB 1.75% MAT	Interest	09/14/2022	03/14/2025				26,250.00	26,250.00
<b>Totals for 09/14/2022</b>								<b>26,250.00</b>	<b>20,000,000.00</b>	<b>26,250.00</b>	<b>20,000,000.00</b>
4102	82	23380W523	Money Market Fund	Purchase	09/15/2022			12,500.00			-12,500.00
5509	82	45950VPT7	IFC 0.5% MAT	Interest	09/15/2022	03/15/2026				12,500.00	12,500.00
<b>Totals for 09/15/2022</b>								<b>12,500.00</b>		<b>12,500.00</b>	<b>0.00</b>
4102	82	23380W523	Money Market Fund	Purchase	09/19/2022			18,050.00			-18,050.00
5333	82	3133ED2B7	FEDERAL FARM CR	Interest	09/19/2022	09/18/2023				18,050.00	18,050.00
<b>Totals for 09/19/2022</b>								<b>18,050.00</b>		<b>18,050.00</b>	<b>0.00</b>
4102	82	23380W523	Money Market Fund	Purchase	09/23/2022			11,250.00			-11,250.00
5479	82	3137EAEX3	FEDERAL HOME LN	Interest	09/23/2022	09/23/2025				9,375.00	9,375.00
5501	82	3137EAEX3	FEDERAL HOME LN	Interest	09/23/2022	09/23/2025				1,875.00	1,875.00
<b>Totals for 09/23/2022</b>								<b>11,250.00</b>		<b>11,250.00</b>	<b>0.00</b>
4102	82	23380W523	Money Market Fund	Purchase	09/26/2022			10,250.00			-10,250.00
4102	82	23380W523	Money Market Fund	Purchase	09/26/2022			7,083.33			-7,083.33
5490	82	3134GXHK3	FEDERAL HOME LN	Interest	09/26/2022	03/24/2025				10,250.00	10,250.00
5507	82	3130ALKL7	FEDERAL HOME	Interest	09/26/2022	03/25/2026				3,541.66	3,541.66
5508	82	3130ALKL7	FEDERAL HOME	Interest	09/26/2022	03/25/2026				3,541.67	3,541.67
<b>Totals for 09/26/2022</b>								<b>17,333.33</b>		<b>17,333.33</b>	<b>0.00</b>
4102	82	23380W523	Money Market Fund	Purchase	09/27/2022			45,000.00			-45,000.00
4102	82	23380W523	Money Market Fund	Purchase	09/27/2022			224.22			-224.22
4102	82	23380W523	Money Market Fund	Redemption	09/27/2022				1,203.00		1,203.00
5290	82	459058GL1	IBRD 3.3% MAT	Interest	09/27/2022	09/27/2023				45,000.00	45,000.00
5445	82	79772FAF3	SF FCU 1.1% MAT	Interest	09/27/2022	03/27/2025				224.22	224.22

Portfolio SCVW

AC

TA (PRF\_TA) 7.1.1  
Report Ver. 7.3.6.1

Run Date: 10/13/2022 - 07:51


**Santa Clara Valley Water Dist.**  
**Transaction Activity Report**  
**Sorted by Transaction Date - Transaction Date**

Page 7

Investment #	Fund	CUSIP	Inv Descrip	TransactionType	TransactionDate	MaturityDate	RedemptionType	New Principal	Principal Paydowns	Interest	Total Cash
<b>Totals for 09/27/2022</b>								<b>45,224.22</b>	<b>1,203.00</b>	<b>45,224.22</b>	<b>1,203.00</b>
4102	82	23380W523	Money Market Fund	Purchase	09/30/2022			37,500.00			<b>-37,500.00</b>
4102	82	23380W523	Money Market Fund	Purchase	09/30/2022			62,500.00			<b>-62,500.00</b>
4102	82	23380W523	Money Market Fund	Purchase	09/30/2022			13,396.00			<b>-13,396.00</b>
5476	82	3134GWUY0	FHLMC 0.4% MAT	Interest	09/30/2022	12/30/2024				13,396.00	<b>13,396.00</b>
5554	82	9128284D9	UNITED STATES	Interest	09/30/2022	03/31/2023				62,500.00	<b>62,500.00</b>
5554	82	9128284D9	UNITED STATES	Accr Int	09/30/2022	03/31/2023			31,079.23	-31,079.23	<b>0.00</b>
5555	82	912828Q29	UNITED STATES	Interest	09/30/2022	03/31/2023				37,500.00	<b>37,500.00</b>
5555	82	912828Q29	UNITED STATES	Accr Int	09/30/2022	03/31/2023			18,647.54	-18,647.54	<b>0.00</b>
<b>Totals for 09/30/2022</b>								<b>113,396.00</b>	<b>49,726.77</b>	<b>63,669.23</b>	<b>0.00</b>
<b>Grand Total</b>								<b>152,069,563.71</b>	<b>92,037,360.15</b>	<b>1,858,831.01</b>	<b>-58,173,372.55</b>

Portfolio SCVW  
AC  
TA (PRF\_TA) 7.1.1  
Report Ver. 7.3.6.1

Run Date: 10/13/2022 - 07:51



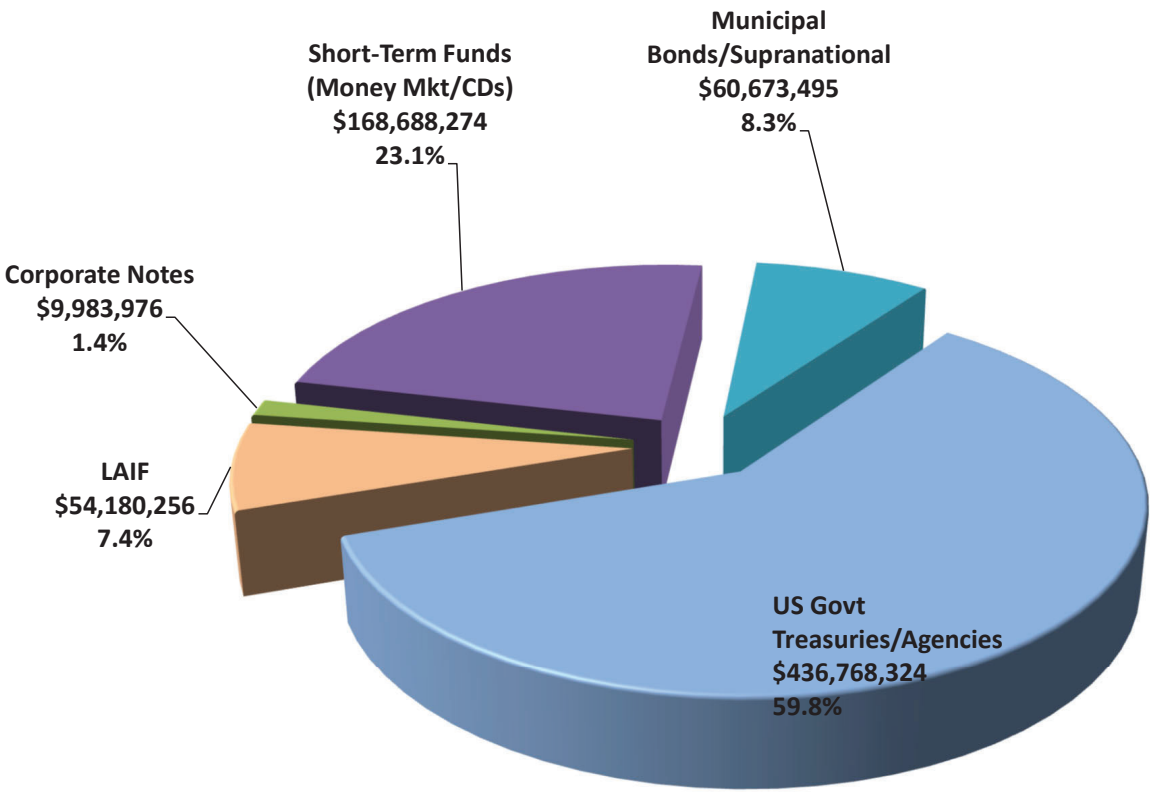
**Santa Clara Valley Water Dist.**  
**Purchases Report**  
 Sorted by Security Type - Investment Number  
 July 1, 2022 - September 30, 2022

SANTA CLARA VALLEY WATER  
 5750 Almaden Expressway  
 San Jose, San Jose, Ca 951  
 (408)265-2607

CUSIP	Investment #	Fund	Sec. Type	Issuer	Original Par Value	Purchase Date	Payment Periods	Principal Purchased	Accrued Interest at Purchase	Rate at Purchase	Maturity Date	YTM 365	Ending Book Value
<b>TimeCD_Deposit Account</b>													
SYS5556	5556	82	PA3	PROVI	230,000.00	07/28/2022	07/31 - Monthly	230,000.00		1.910		1.910	230,809.87
				<b>Subtotal</b>	<b>230,000.00</b>			<b>230,000.00</b>	<b>0.00</b>				<b>230,809.87</b>
				<b>Total Purchases</b>	<b>230,000.00</b>			<b>230,000.00</b>	<b>0.00</b>				<b>230,809.87</b>

Portfolio SCVW  
 AC  
 PU (PRF\_PU) 7.1.1  
 Report Ver. 7.3.6.1

**SCVWD Investment Portfolio Composition**



**SCVWD Portfolio Book Value as of September 30, 2022: \$730,294,325**

Attachment 2

